



## METAL SHARK® COMBI - Control unit

### Easy handling

In practical use, settings of metal detectors often need to be checked quickly and reliably during production. Cassel attached great importance to user-friendliness: The software is self-explanatory: An interface-manager leads the user step by step through the menus that have to be adjusted. E.g. product teach is done with one-button-push.

### Intuitive operation

The display shows only the information that is really required. Reduction to the essential makes operation clear and transparent.

### Product library

The characteristics of 120 different products are stored and recalled here.

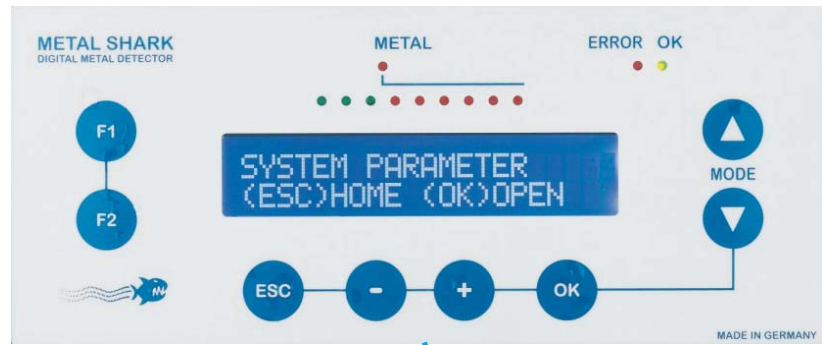
### Auto calibration

Provides simple and quick learning of product characteristics for product effect compensation. Pre-set product properties for DRY, WET, FROZEN, ALU FILM, VIBRATION and SHOCK makes new product setting exceptionally easy and reliable.

### Maintenance-free - Save your service budget

Maintenance-free - the METAL SHARK digitalized circuitry ensures many years of reliable performance. The electronics are 100% computer calibrated with every power on. A frequent calibration service is not required. The METAL SHARK® saves your service budget. All electronic circuits are miniaturized thanks to the latest state-of-the-art SMD-technology. All components are mounted on one multi-layered board providing advantages in noise immunity and reliability. Just in case - board replacement can be done by most electricians.

Control unit MASTER



Control cabinet



*New single-board technology: Using latest state-of-the-art SMD-technology brings advantages as noise immunity and enhanced reliability.*



**METAL SHARK® COMBI - System**

The metal detector is constructed as a multi-segment-sensor. The total inspection-field of the detector is thus divided into several single zones, each of them being about 300 mm wide. This makes it possible to assign detected metal particles to a definite area of the textile width.

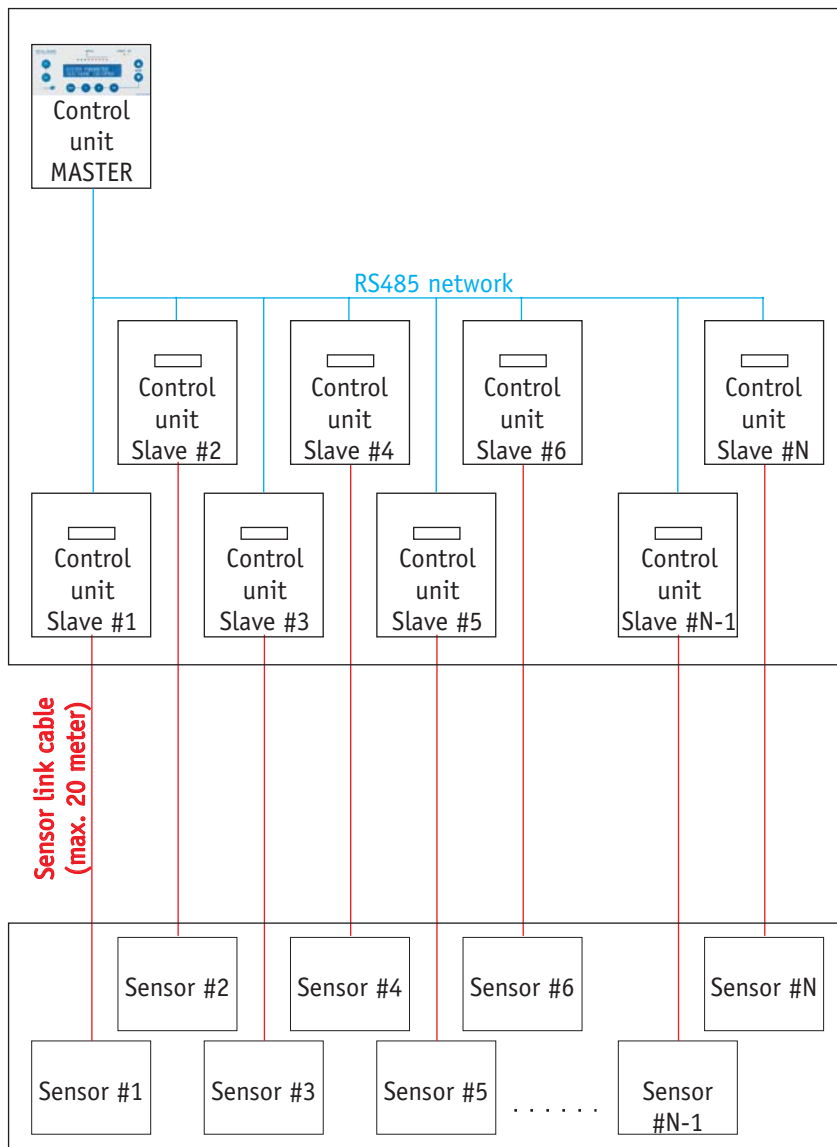
Neighbour segments overlap each other to have the full sensitivity even at the segment edges.

**Slave Control Unit**

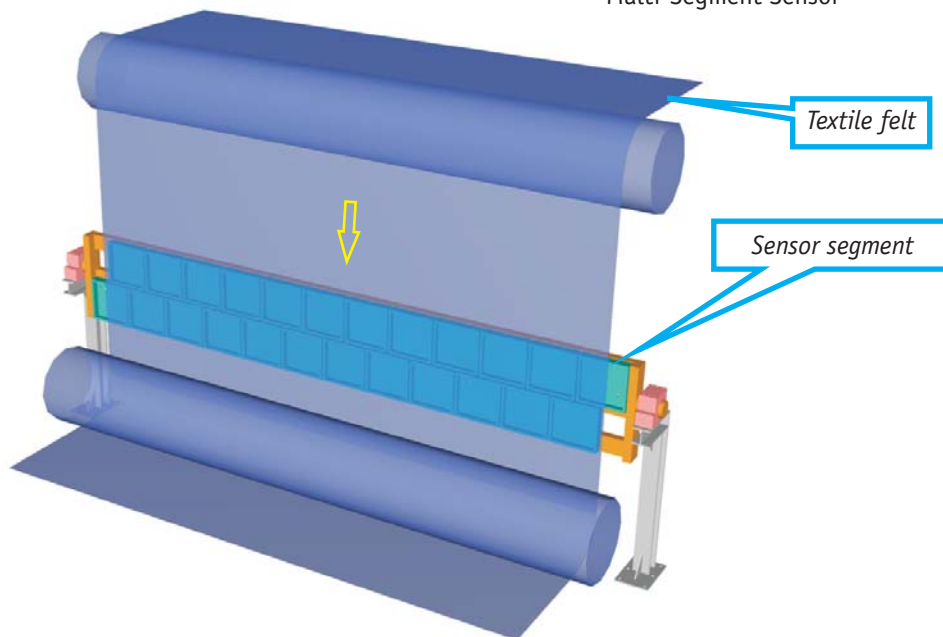
Each sensor segment consists of a balanced pair of inductive coils and a slave control unit.

**Master Control Unit / Network RS485**

Parameter setup is done at the Master control unit only. All parameters are transmitted to the Slave control units through the integrated RS485 digital network. This ensures that all sensor segments are always configured with the same metal sensitivity.




Multi-Segment Sensor



## METAL SHARK® COMBI - Mechanics

The sensor frame sits in two solid aluminium clamp bearings. Those bearings allow to precise adjust the sensor surface in parallel with the product flow.

Last but not least are the two clamp bearings mounted on top of the floor stands which are also part of the delivery.



**CASSEL**

**METAL SHARK**  
CE

**Power supply**  
85-264 V / 50-60 Hz

**Power input**  
1kW + 0,1kW \* number of segments

**Out signals**  
General metal alarm (dry contact)  
General error alarm (dry contact)  
Segment metal alarm (dry contact for each segment)

**Features**  
Flash light (general metal alarm)  
Horn (general metal alarm)  
Segment metal alarm (red lamp per segment)  
Run indicator (green lamp)  
Error indicator (red lamp)  
Reset metal alarm push button (internal + remote)  
Local 24V DC (2.5 Amps) power supply (Siemens brand)  
Cabinet cooling fan  
Automatic circuit breaker 16A  
Overvoltage surge protection 230V AC  
Mains filter (electromagnetic interference filter)  
Mains switch  
UPS uninterruptible power supply  
Double shielded sensor coax cable  
Power-on timer for proper boot procedure  
Electric equipment = Klöckner Moeller brand  
Cabinet = Rittal brand, grey RAL 7035

**Ambient temperatur**  
-10...+50 C / 15...120 F

**Degree of protection**  
Sensor IP65 / Control cabinet IP54

**Sensor link cables**  
10 m (**32.8** ft), with conduit

**Measuring**  
Balanced pair of inductive coils  
Multi-channel-technology

**Electronics**  
Latest digital technology  
Digital dynamic noise filter  
Digital balance control  
Digital frequency control  
Self-monitoring of function  
No maintenance required  
Self-adjusting of all circuits  
PowerDrive circuit

**User interface**  
Keyboard and LC-display  
Intuitive, self-explaining menus  
LEDs bar meter (metal signal)  
LEDs for OK / Fault / Metal  
Programmable function keys  
Password protection  
Product library for 120 set-ups  
Product teach manager  
Timer for reject device control  
History feature (data logging)



**CASSEL**

**METAL SHARK**



www.cassel.de

**MCR Technologies Group**  
13420 Galt Road  
Sterling, IL, 61081 USA  
Tel. 815-622-3181  
Fax. 815-622-0819  
www.mcrtechnologiesgroup.com